

Leigh St Peter's CE Primary School

"Let Your **LIGHT** Shine" Matthew 5:16



Headteacher: Mr K Robinson BSc (Hons), NPQH

Leigh Street | Leigh | Greater Manchester | WN7 4TP | 01942 671442 | enquiries@admin.leighsaintpeters.wigan.sch.uk

School on a Page | July 2025

Contextual Information	Total Pupils	Boys	Girls	Disadvantaged	CLA	EAL	INA	SEND Support	EHCP
2024-25	367	191	176	190	4	87		50	5
%		52%	48%	51.7%	1.08%	23.7%		13.6%	1.36%

Attendance	Overall Attendance	Boys	Girls	FSM Ever 6	Non-Ever 6	EAL	Non-EAL	SEN Support	EHCP
National 24-25	94.8%	93.2%	93.1%	89.4%	94.6%			89.4%	86.3%
2024-25	94.8% (279)	94.9%	94.8%	93.1%	96.6%				
2023-24	92.7%	92.7%	92.7%	91.3%	94.3%				

Persistent Absence	Overall Absence	Boys	Girls	FSM Ever 6	Non-Ever 6	EAL	Non-EAL	SEN Support	EHCP
National 24-25	13.5%								
2024-25	13.5%								
2023-24	15.3%								

Early Years Foundation Stage | Achieving the Expected Standard in the Early Learning Goals in 2025

	School	Consortium	LA	National
Achieving the Expected Standard at GLD	58%	64%	64%	67%

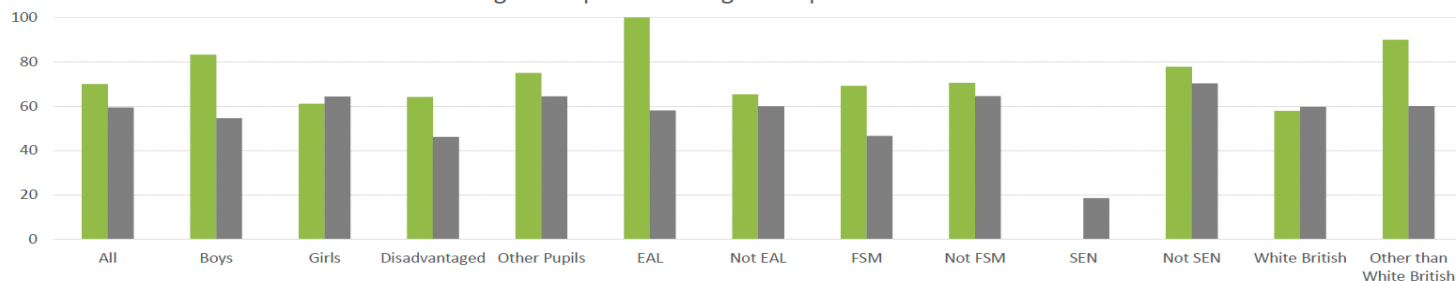
Phonics			
Academic Year	School	LA	National
2024-25	80%	79%	80%
2023-24	87%	80%	80%
2022-23	72%	78%	78%

Year 2 Phonics Resit				
Total Pupils	Did Not Sit Test	Absent	Working At	% Working At
2	0	0	0	0%
23	8	0	12	52%
31	0	0	18	58%

Key Stage 1 Achieving the Expected Standard in 2025			
	School	Consortium	LA
Reading	70%	69%	69%
Writing	70%	62%	63%
Maths	73%	72%	72%
RWM Combined	64%		

Key Stage 1 Achieving the Higher Standard in 2025		
School	Consortium	LA
3%	17%	18%
0%	9%	10%
7%	14%	16%
0%		

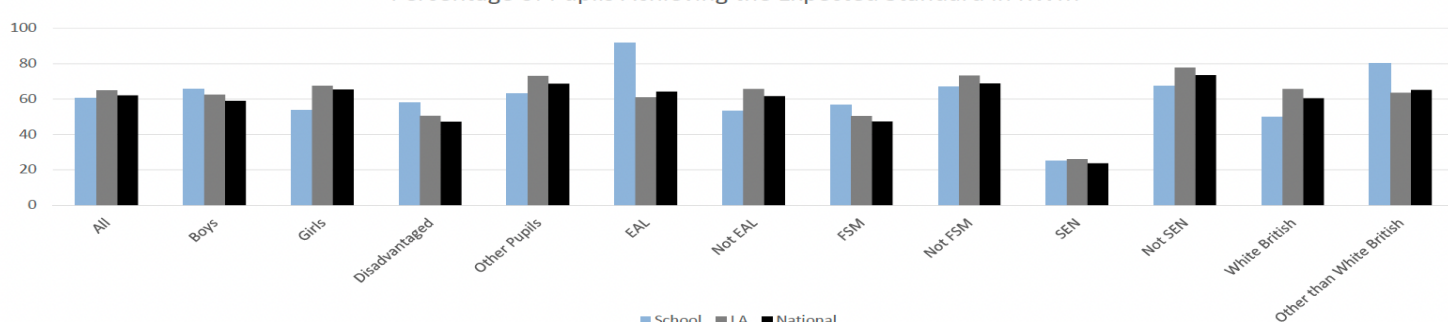
Percentage of Pupils Achieving the Expected Standard in RWM



Disadvantaged Pupils Working at the Expected Standard			
	2025	2024	2023
RWM	70%	47%	34%
Reading	70%	51%	51%
Writing	70%	51%	36%
Maths	73%	60%	45%

Disadvantaged Pupils Working at the Higher Standard		
2025	2024	2023
0%	0%	0%
3%	0%	6%
0%	0%	0%
7%	2%	4%

Percentage of Pupils Achieving the Expected Standard in RWM



Multiplication Check Average Score for All Pupils			
	School	LA	National
2025	18.1	21.1	
2024	17.6	20.9	20.6
2023	19.5	20.4	20.2

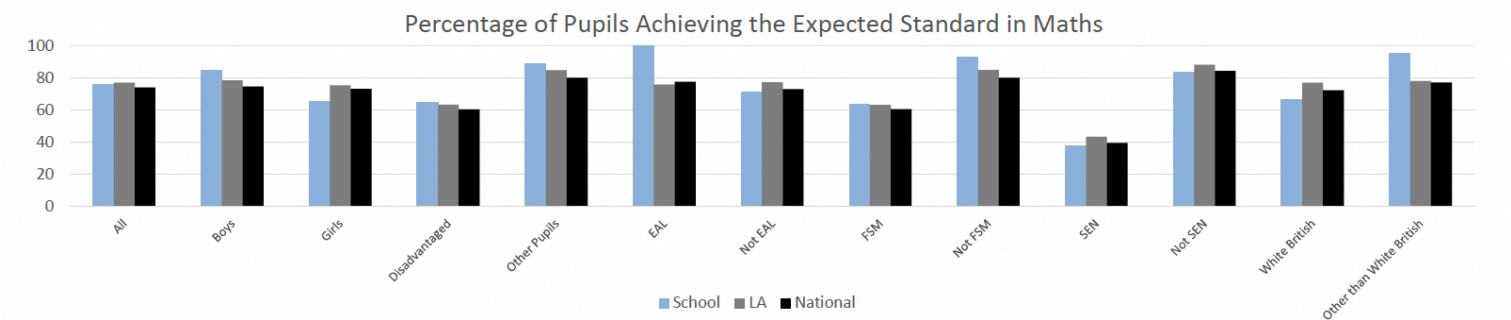
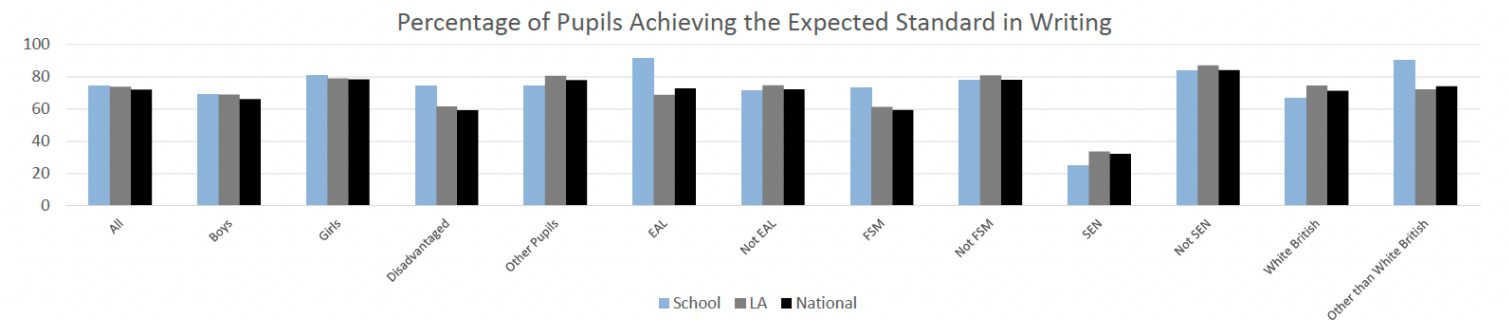
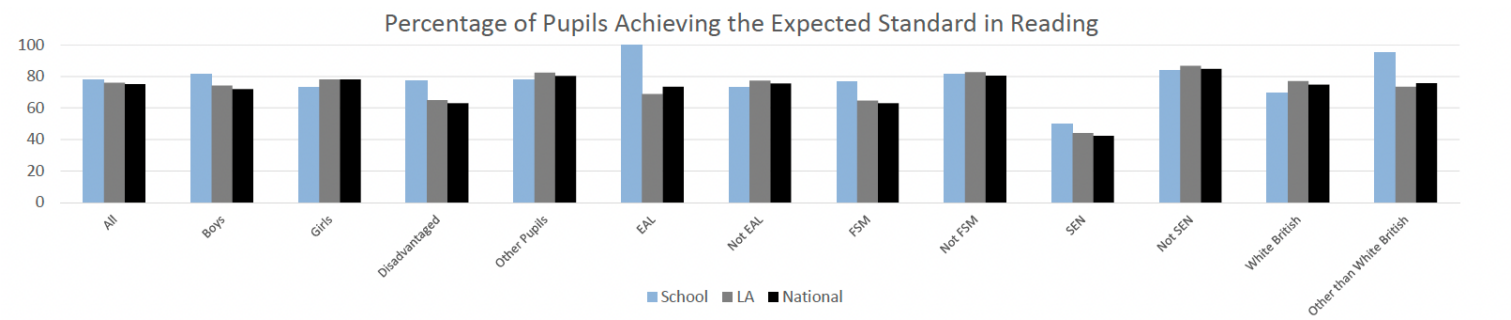
Multiplication Check Average Score for Disadvantaged Pupils		
School	LA	National
17.2	19.3	
15.8	19.1	18.9
18.6	18.3	18.3

Key Stage 2 Achieving the Expected Standard In 2025				
	School	Consortium	LA	National
RWM	60%	61%	65%	62%

Key Stage 2 Achieving the Higher Standard in 2025			
School	Consortium	LA	National
10%	8%	10%	8%

Reading	78%	75%	76%	75%
Writing (TA)	74%	70%	74%	72%
Maths	76%	76%	77%	74%
GPS	67%	71%	74%	73%

34%	32%	33%	33%
16%	14%	16%	13%
26%	29%	28%	26%
19%	31%	30%	29%



Disadvantaged Pupils Working at the Expected Standard			
	2025	2024	2023
RWM	58%	41%	33%
Reading	77%	52%	42%
Writing	74%	72%	67%
Maths	65%	55%	49%
GPS	33%	66%	67%

Disadvantaged Pupils Working at the Higher Standard		
2025	2024	2023
10%	3%	0%
26%	24%	3%
13%	14%	0%
26%	3q%	12%
16%	17%	6%